

# PATH TO PARIS

## Path to Paris A Guide for Team Leaders



# Contents

This presentation is a how-to guide for the Path to Paris challenge. Use this presentation to get the whole staff involved in your school or community groups journey.

- Introducing Path to Paris (Slide 3)
- Launch film (Slide 4)
- Who is Path to Paris for? (Slide 5)
- How does it work? (Slide 6)
- Get Set Path to Paris website (Slide 7)
- Create and manage teams (Slide 8)
- Log activity (Slide 9)
- Track your progress (Slide 10)
- Free resources (Slide 11)
- Show and tell (Slide 12)



**PATH TO PARIS**





# Introduction

**Path to Paris offers new and innovative ways to inspire the nation to get active in the lead up to the Paris 2024 Olympic and Paralympic Games.**

Path to Paris is Team GB and ParalympicsGB's official youth engagement programme. It will see young people, families and wider communities go on a virtual journey around the world, powering themselves using physical activity to get to the finish line in Paris!

"This programme forms part of the wider Get Set programme - a range of resources that are completely free for schools or community groups to use and are proven to increase young people's likelihood to get and stay active, at school and at home.

**This deck provides SLT, teachers and community group leaders with all the information needed to implement Path to Paris in their school.**

#PathToParis [getset.co.uk/pathtoparis](https://getset.co.uk/pathtoparis)

Sensitivity: Public



# Introduction Video



#PathToParis [getset.co.uk/pathtoparis](https://www.getset.co.uk/pathtoparis)

Sensitivity: Public



# Who is Path to Paris for?

**We believe that everyone can move more, and we want to support schools and community groups and families, to get active together!**

Path to Paris is aimed at 5-11 year olds and provides schools, community groups and youth groups with a wealth of free resources and activity to inspire young people to get and stay active.

However, the Path to Paris programme goes even further as it also **encourages young people to get active at home with their families.**




# How does Path to Paris work?

1. Teachers, school staff members, or community group leaders **sign up for a (free!) Get Set account.**
2. Teachers, school staff members, or community group leaders **create Path to Paris teams** becoming Team Leaders.
3. Team **members log their physical activity** on the Path to Paris website. Everyone's activity goes toward the team's journey to Paris.
4. Watch your progress as your team virtually travels around the world, learn about Olympic and Paralympic sports, meet Team GB and ParalympicsGB athletes, and be in with a chance of winning some incredible prizes.



# Path to Paris Website



1

The Path to Paris website is at the heart of the challenge.

Use it to:

- Create and manage teams
- Log activity
- Track your team and your school or community groups journey
- Access resources

Visit: [getset.co.uk/pathtoparis](https://getset.co.uk/pathtoparis)



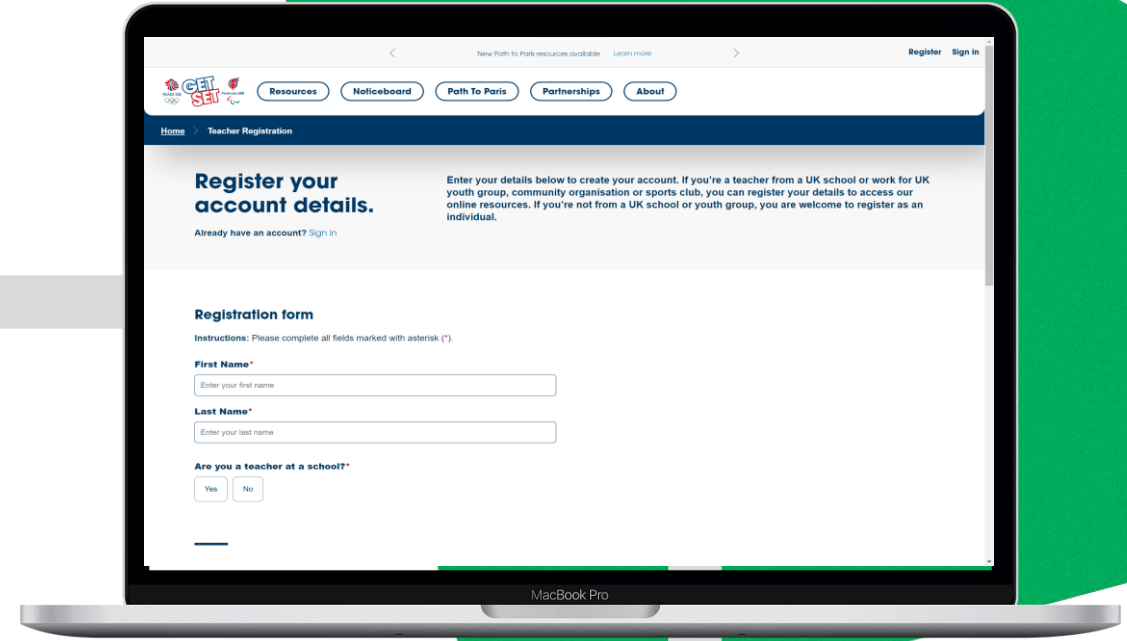
The website is simple and easy to use, with tips for extra support

# Create and Manage Teams

2

- Any teacher/school staff member, or community group leader can set up a (free) Get Set account to create and manage teams.
- We recommend creating one team per class or community group.
- When teams are created, we collect some anonymous information to help us understand how the challenge is being used.
- Once created, teams can be edited, transferred to other teachers and deactivated as required.

Visit: [getset.co.uk/pathtoparis](https://getset.co.uk/pathtoparis)



When you create a team, you will get a 4-digit unique pin.

This is an easy way to find your team, log activity and track your progress. Remember to make a note of it and share it with parents.





# Log Activity

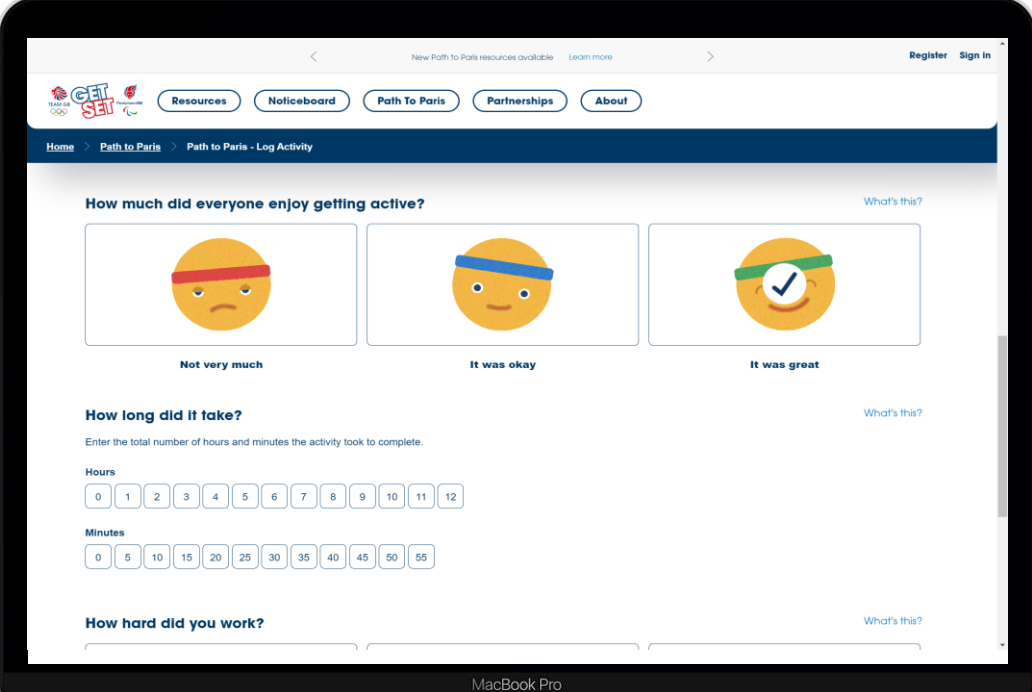
Logging activity is the main way to understand how your teams are getting active – and to win prizes!

- Pupils and parents can log activity anytime and anywhere, without a login
- They just need to know the unique pin or school postcode and their team's name – or you can provide a direct link to each team
- Activity is logged anonymously

Visit: [getset.co.uk/pathtoparis](https://getset.co.uk/pathtoparis)

Every time you log an activity you are entered into a prize draw to win sports equipment for your team!

3



The screenshot shows a web form titled "Path to Paris - Log Activity". The form includes a navigation bar with "Resources", "Noticeboard", "Path To Paris", "Partnerships", and "About". The main content area has three sections:

- How much did everyone enjoy getting active?** This section features three emoji-based options: "Not very much" (sad face), "It was okay" (neutral face), and "It was great" (happy face with a checkmark). Each option has a "What's this?" link.
- How long did it take?** This section asks for the total number of hours and minutes. It includes input fields for "Hours" (0-12) and "Minutes" (0-55).
- How hard did you work?** This section has three empty input fields for rating the effort.

The laptop is a MacBook Pro, and the background features a red and blue geometric design.

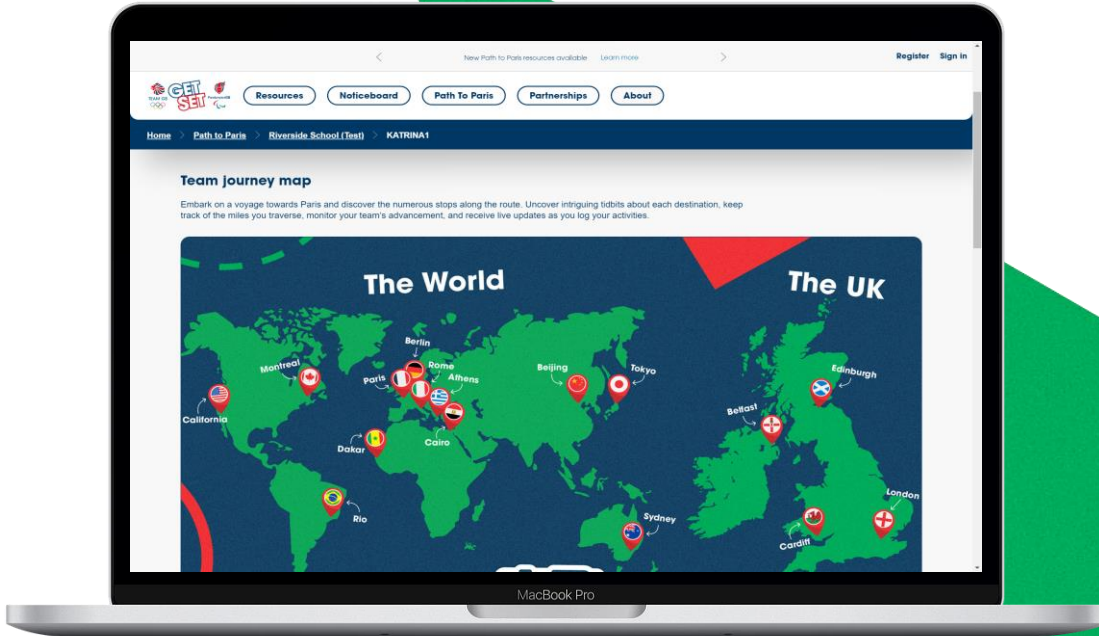
# Track your team's progress

4

You can use your Dashboard, or Team Tracker to track your team's progress around the world.

This is a great way to learn more about how your pupils are getting active at home, and to provide support when teams need it.

Monday registration in school, or weekly community group sessions are the perfect time to review the progress your team has made over a week. Use our free resources to keep pupils busy during that time.



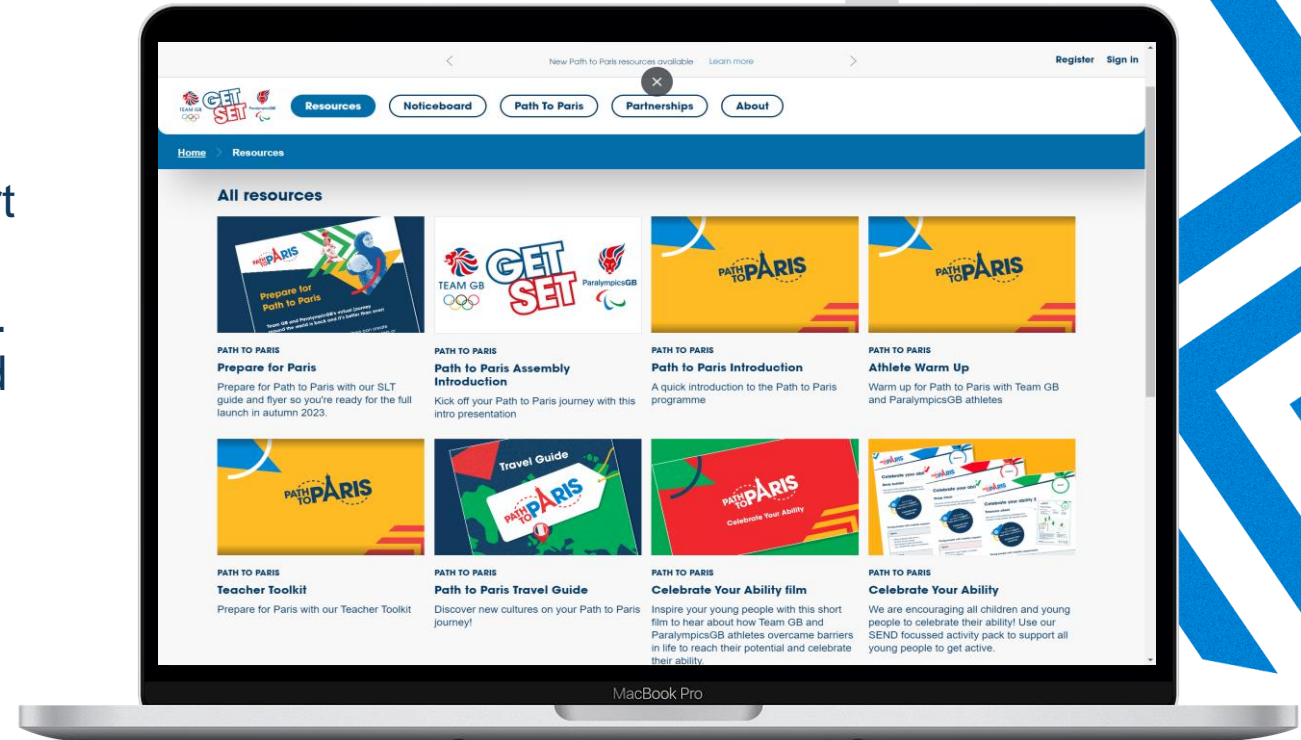
Visit: [getset.co.uk/pathtoparis](https://getset.co.uk/pathtoparis)

# Free Resources

- The Path to Paris website is filled with **fun, engaging activities** for teachers and parents to generate excitement, and to bring in cultural and athlete elements to the challenge.
- Launch your Path to Paris challenge with a whole school assembly and get everyone active with our **Warm-up workout** led by Olympic and Paralympic athletes.
- Use our cross-curricular **Travel Guide** to support students to learn about new cultures and to explore different Olympic and Paralympic sports.
- Use our **Paris Power Ups** for simple fun packed 10 minute activities to get everyone moving.

Visit: [getset.co.uk/pathtoparis](https://getset.co.uk/pathtoparis)

Remember to also signpost to parents who can complete the activities with children at home.





# Show and Tell

- We love to hear how you are getting on!
- Share your progress with us and be in with a chance of winning prizes and being featured as our **Team of the Month!**

Email us at: [getset@getset.com](mailto:getset@getset.com)

Or share on social media with the hashtag **#pathtoparis**

 @getsetclub

 Get Set Club

 @Getsetcommunity

#PathToParis [getset.co.uk/pathtoparis](https://getset.co.uk/pathtoparis)

Sensitivity: Public

