




# Brentwood


## Obesity

\*data set from National Child Measurement Programme, NHS Digital


### OBESSE CHILDREN IN RECEPTION YEAR



### OBESSE CHILDREN IN YEAR 6



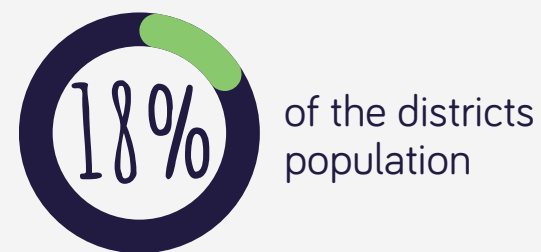
14,182 under 16's in Brentwood



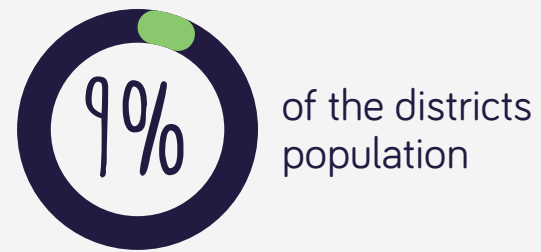
Universal Credit provides a single payment based upon the circumstances of the household to provide support for housing costs, children and childcare costs with additions for disabled people and carers.

4,452 residents on universal credit

\*data set from Census 2021



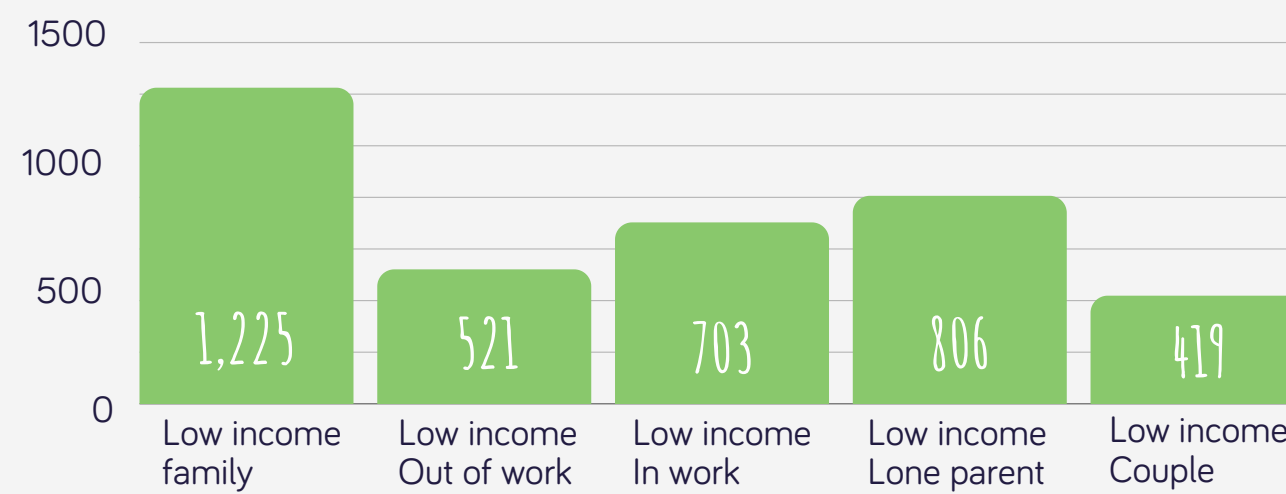
\*data set from Department for Work and Pensions



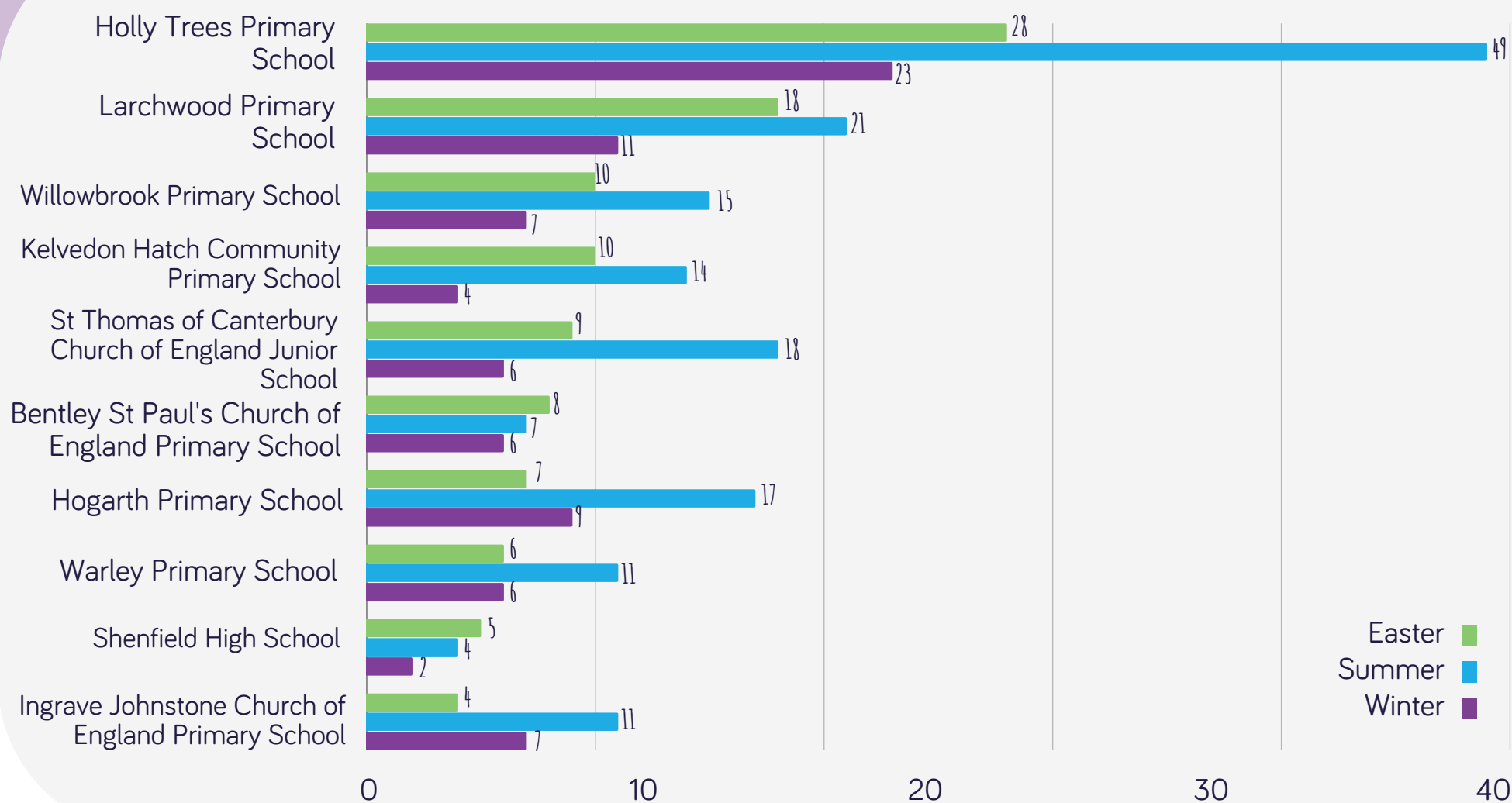
## Our area

\*data set from Department for Work and Pensions

### CHILDREN LIVING IN ABSOLUTE LOW-INCOME FAMILIES

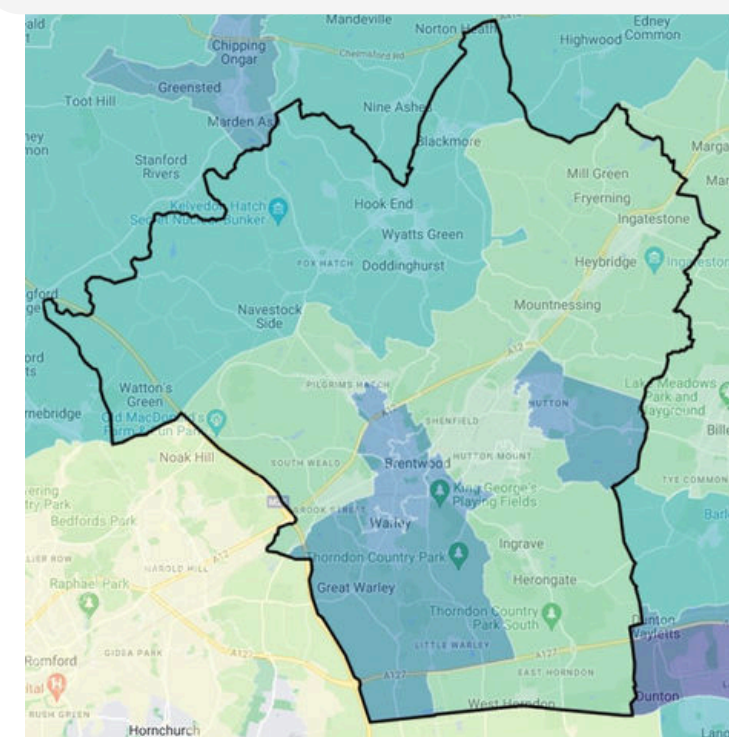


## Schools in Brentwood with high unique pupil engagement



\*selected sample schools

## Heat map of FSM

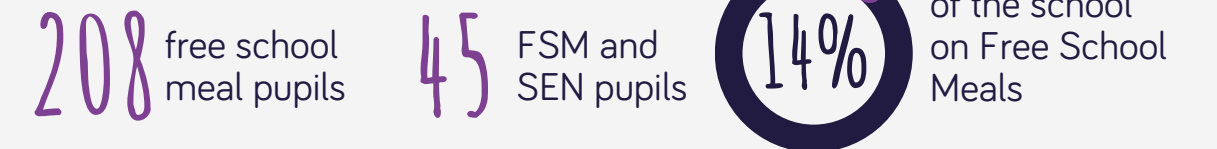


## Brentwood schools with highest % of 'income-related' free school meal pupils

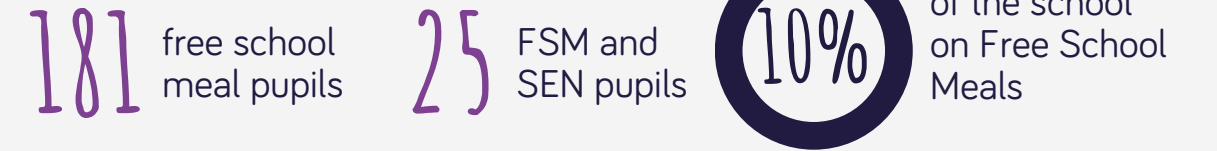
1,658 'income-related' free school meal pupils in Brentwood



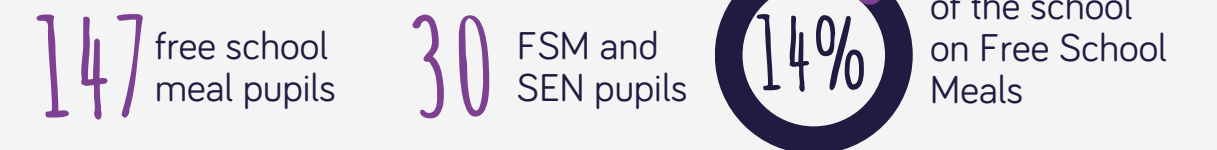
### Shenfield High School



### St Martin's School



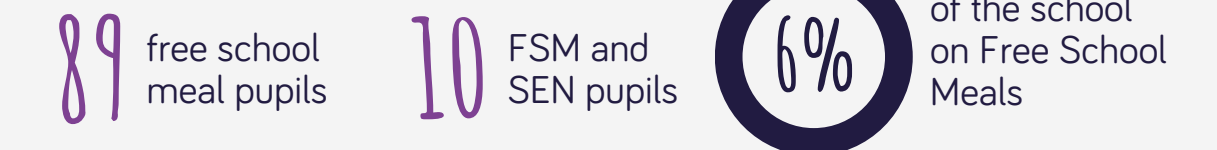
### Brentwood County High School



### Holly Trees Primary School



### Anglo European School, Ingatestone



### Larchwood Primary School



### Becket Keys Church of England School



### Brentwood Ursuline Convent High School



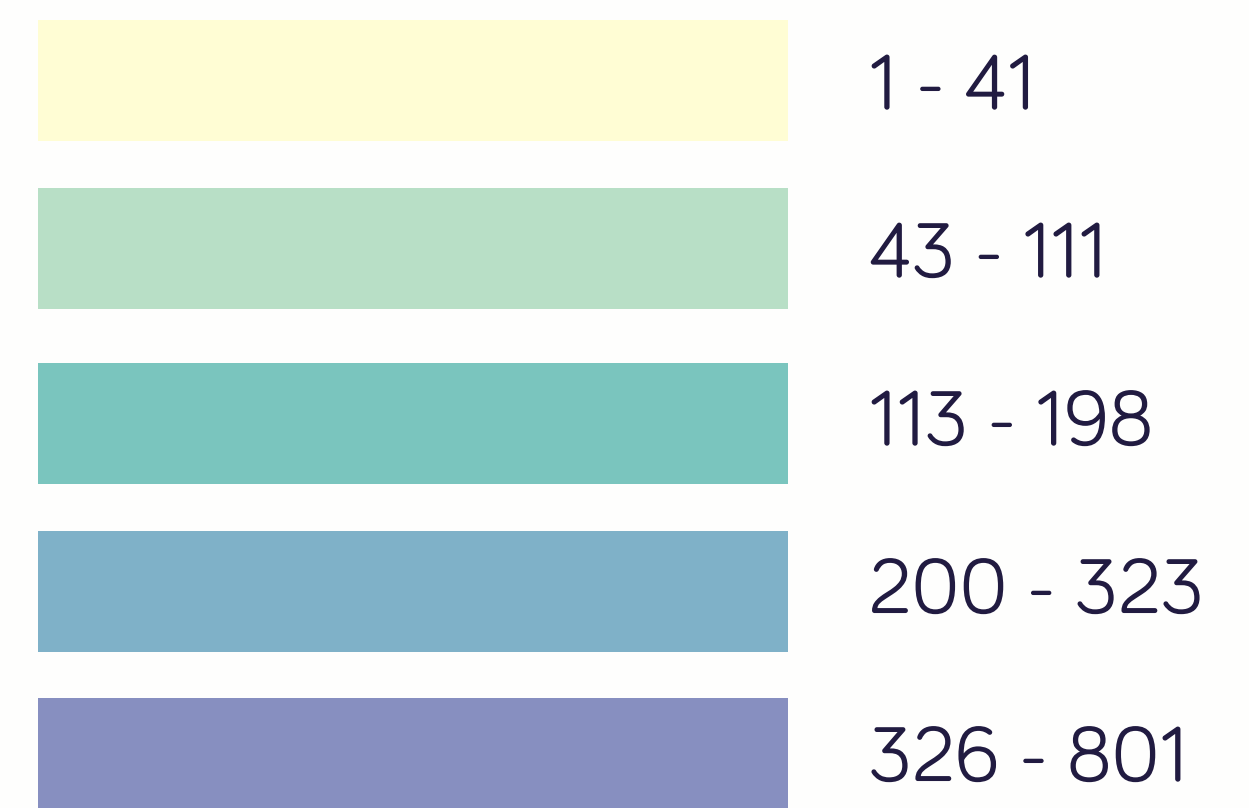
### Hogarth Primary School



### The Endeavour Co-operative Academy



## FSM by Unique Residential Address





# Brentwood School and FSM Stats

Unique Pupil Engagement In Schools

| School   | Easter Release | Summer Release | Winter Release |
|--|----------------|----------------|----------------|
| Becket Keys Church of England School             | #N/A           | #N/A           | #N/A           |
| Brentwood County High School                     | #N/A           | #N/A           | #N/A           |
| Brentwood Ursuline Convent High School           | #N/A           | #N/A           | #N/A           |
| Mountnessing Church of England Primary School    | #N/A           | #N/A           | #N/A           |
| Anglo European School                            | #N/A           | 4              | 2              |
| Ingatestone & Fryerning CofE (VA) Junior School  | #N/A           | 3              | #N/A           |
| St Peter's CofE (VA) Primary School              | #N/A           | 1              | 1              |
| Holly Trees Primary School                       | 28             | 49             | 23             |
| Larchwood Primary School                         | 18             | 21             | 11             |
| Willowbrook Primary School                       | 10             | 15             | 7              |
| Kelvedon Hatch Community Primary School          | 10             | 14             | 4              |
| St Thomas of Canterbury CofE Aided Junior School | 9              | 18             | 6              |
| Bentley St Paul's CofE (VA) Primary School       | 8              | 7              | 6              |
| Hogarth Primary School                           | 7              | 17             | 9              |
| Long Ridings Primary School                      | 7              | 9              | #N/A           |
| Warley Primary School                            | 6              | 11             | 6              |
| Shenfield High School                            | 5              | 4              | 2              |
| Ingrave Johnstone CofE (VA) Primary School       | 4              | 11             | 7              |
| St Helen's Catholic Junior School                | 4              | 10             | 6              |
| The Endeavour Co-operative Academy               | 4              | 6              | 4              |
| St Martin's School Brentwood                     | 4              | 3              | 1              |
| St Helen's Catholic Infant School                | 3              | 9              | 4              |
| St Joseph the Worker Catholic Primary School     | 3              | 5              | 3              |
| Doddinghurst CofE (VC) Junior School             | 3              | 4              | 1              |
| West Horndon Primary School                      | 3              | 4              | 1              |
| Ingatestone Infant School                        | 3              | 3              | 2              |
| Doddinghurst Infant School                       | 2              | 4              | #N/A           |
| Shenfield St. Mary's CofE Primary School         | 2              | 4              | #N/A           |
| Grove House School                               | 2              | 3              | 3              |
| Blackmore Primary School                         | 2              | 2              | 3              |
| Hutton All Saints' CofE Primary School           | 1              | 7              | 7              |

'Income-Related' Free School Meal Schools

| School  | FSM Number | FSM + SEN | FSM%  |
|---|------------|-----------|-------|
| Shenfield High School   | 208        | 45        | 13.6% |
| St Martin's School  | 181        | 25        | 9.7%  |
| Brentwood County High School  | 147        | 30        | 14.3% |
| Holly Trees Primary School  | 115        | 24        | 27.6% |
| Anglo European School   | 89         | 10        | 6.0%  |
| Larchwood Primary School  | 88         | 11        | 20.9% |
| Becket Keys Church of England School  | 84         | 17        | 8.0%  |
| Brentwood Ursuline Convent High School                                      | 84         | 6         | 8.3%  |
| Hogarth Primary School  | 72         | 15        | 25.4% |
| The Endeavour Co-operative Academy  | 64         | 0         | 42.7% |
| St Thomas of Canterbury Church of England Primary School, Brentwood         | 52         | 16        | 16.8% |
| Warley Primary School   | 49         | 15        | 14.0% |
| Kelvedon Hatch Community Primary School                                     | 42         | 6         | 22.1% |
| Willowbrook Primary School,Brentwood  | 42         | 8         | 19.9% |
| Long Ridings Primary School   | 41         | 5         | 10.3% |
| Grove House School  | 30         | 0         | 25.4% |
| St Helen's Catholic Junior School Academy                                   | 30         | 3         | 8.3%  |
| Ingrave Johnstone Church of England (Voluntary Aided) Primary School        | 25         | 4         | 12.0% |
| St Helen's Catholic Infant School   | 25         | 3         | 10.5% |
| Hutton All Saints' Church of England Primary School                         | 23         | 4         | 10.1% |
| Doddinghurst Church of England Junior School                                | 22         | 7         | 10.6% |
| Doddinghurst Infant School  | 22         | 2         | 16.5% |
| West Horndon Primary School   | 19         | 3         | 10.9% |
| Ingatestone and Fryerning Church of England (Voluntary Aided) Junior School | 18         | 3         | 9.4%  |
| St Joseph the Worker Catholic Primary School                                | 18         | 5         | 8.6%  |
| Blackmore Primary School  | 17         | 9         | 10.0% |
| Bentley St Paul's Church of England Primary School                          | 13         | 3         | 6.3%  |
| Mountnessing Church of England Primary School                               | 13         | 3         | 9.2%  |
| Shenfield St Mary's Church of England Primary School                        | 10         | 2         | 2.4%  |
| Ingatestone Infant School   | 8          | 0         | 6.0%  |
| St Peter's Church of England (Voluntary Aided) Primary School, South Weald  | 7          | 0         | 1.7%  |