





## OBESSE CHILDREN IN RECEPTION YEAR




## Obesity

\*data set from National Child Measurement Programme, NHS Digital

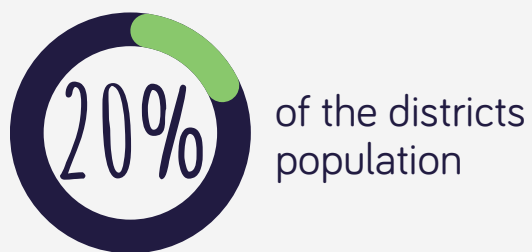
## OBESSE CHILDREN IN YEAR 6



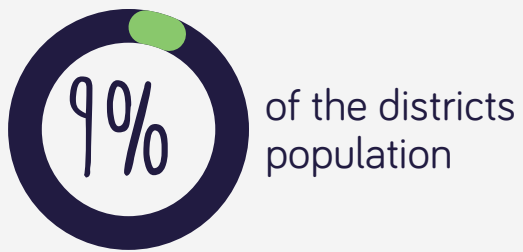
17,822 under 16's in Uttlesford



\*data set from Census 2021



\*data set from Department for Work and Pensions



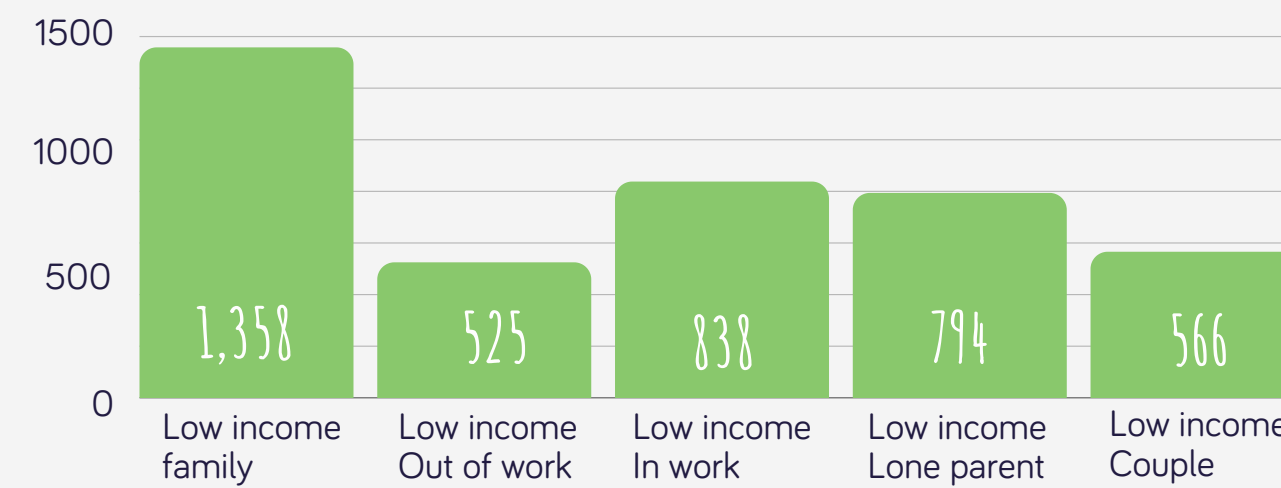
Universal Credit provides a single payment based upon the circumstances of the household to provide support for housing costs, children and childcare costs with additions for disabled people and carers.

4,759 residents on universal credit

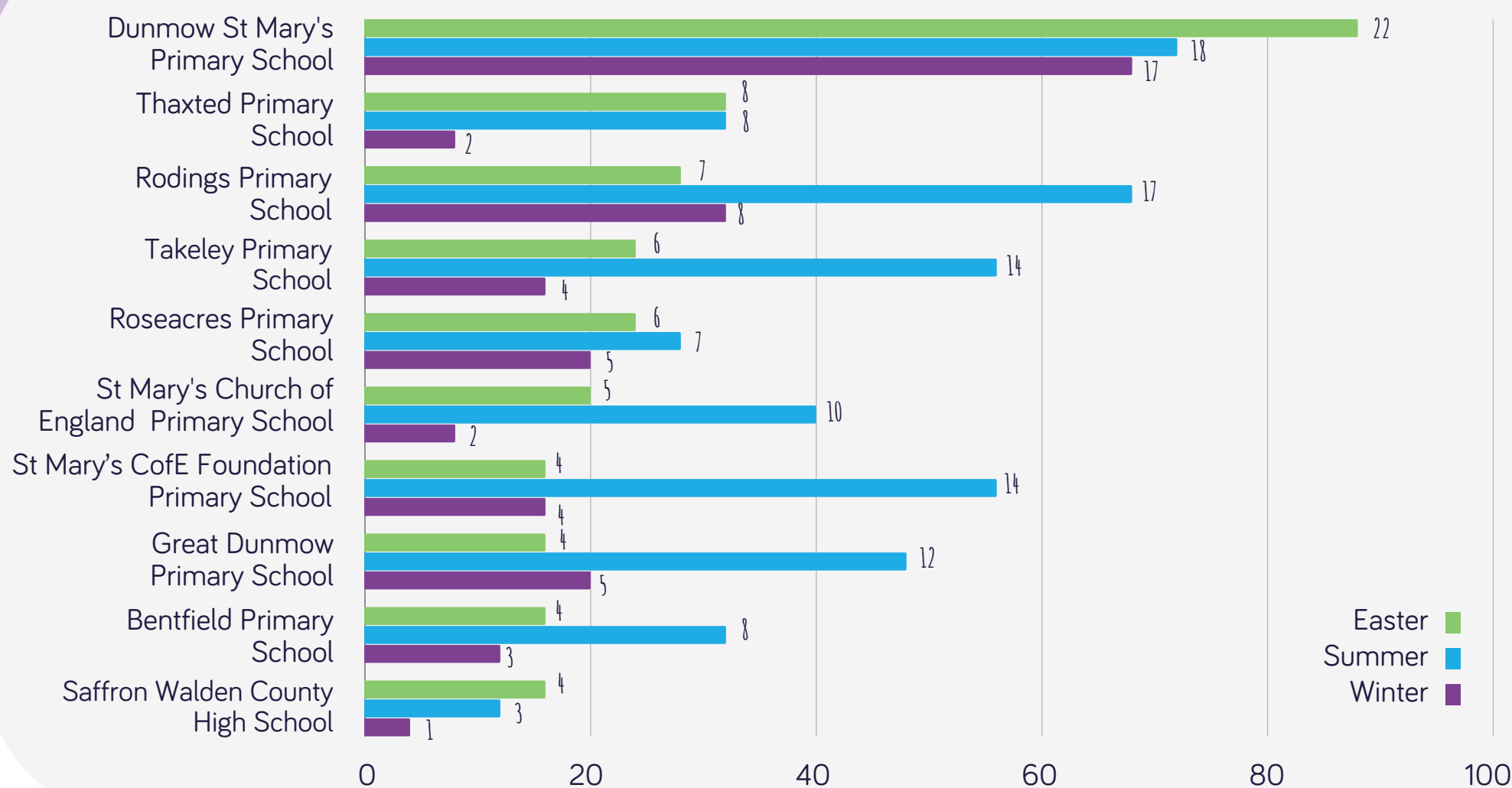
## Our area

\*data set from Department for Work and Pensions

## CHILDREN LIVING IN ABSOLUTE LOW-INCOME FAMILIES

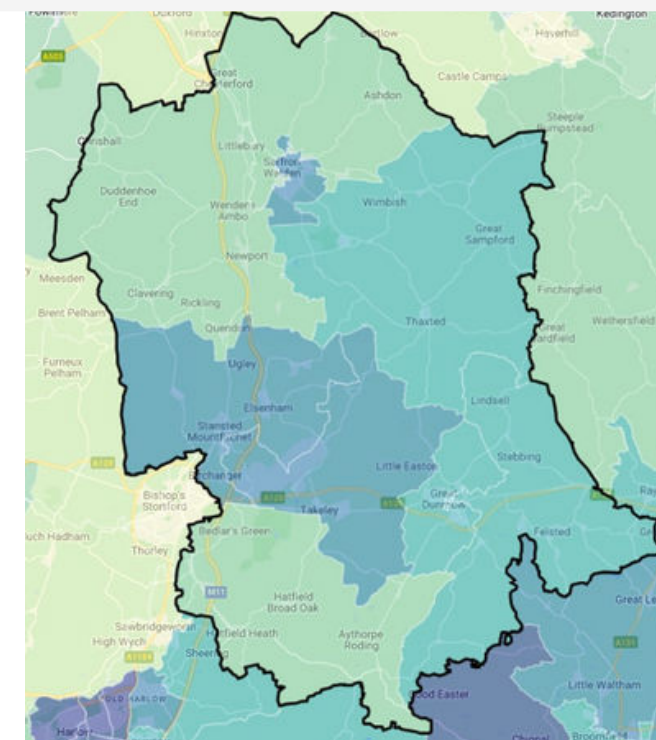


## Schools in Uttlesford with high unique pupil engagement



\*selected sample schools

## Heat map of FSM



SCAN ME!



## Uttlesford schools with highest % of 'income-related' free school meal pupils

1,406 'income-related' free school meal pupils in Uttlesford



### Helena Romanes School

163 free school meal pupils

41 FSM and SEN pupils

13%

of the school on Free School Meals

### Forest Hall School

147 free school meal pupils

35 FSM and SEN pupils

30%

of the school on Free School Meals

### Saffron Walden County High School

133 free school meal pupils

37 FSM and SEN pupils

6%

of the school on Free School Meals

### Joyce Frankland Academy

102 free school meal pupils

16 FSM and SEN pupils

10%

of the school on Free School Meals

### Dunmow St Mary's Primary School

78 free school meal pupils

14 FSM and SEN pupils

17%

of the school on Free School Meals

### St Mary's CofE (Foundation) Primary

63 free school meal pupils

5 FSM and SEN pupils

23%

of the school on Free School Meals

### Takeley Primary School

60 free school meal pupils

19 FSM and SEN pupils

17%

of the school on Free School Meals

### Roseacres Primary School

48 free school meal pupils

10 FSM and SEN pupils

22%

of the school on Free School Meals

### R A Bulter Primary School

41 free school meal pupils

19 FSM and SEN pupils

11%

of the school on Free School Meals

### Elsenham CofE Voluntarily Controlled Primary

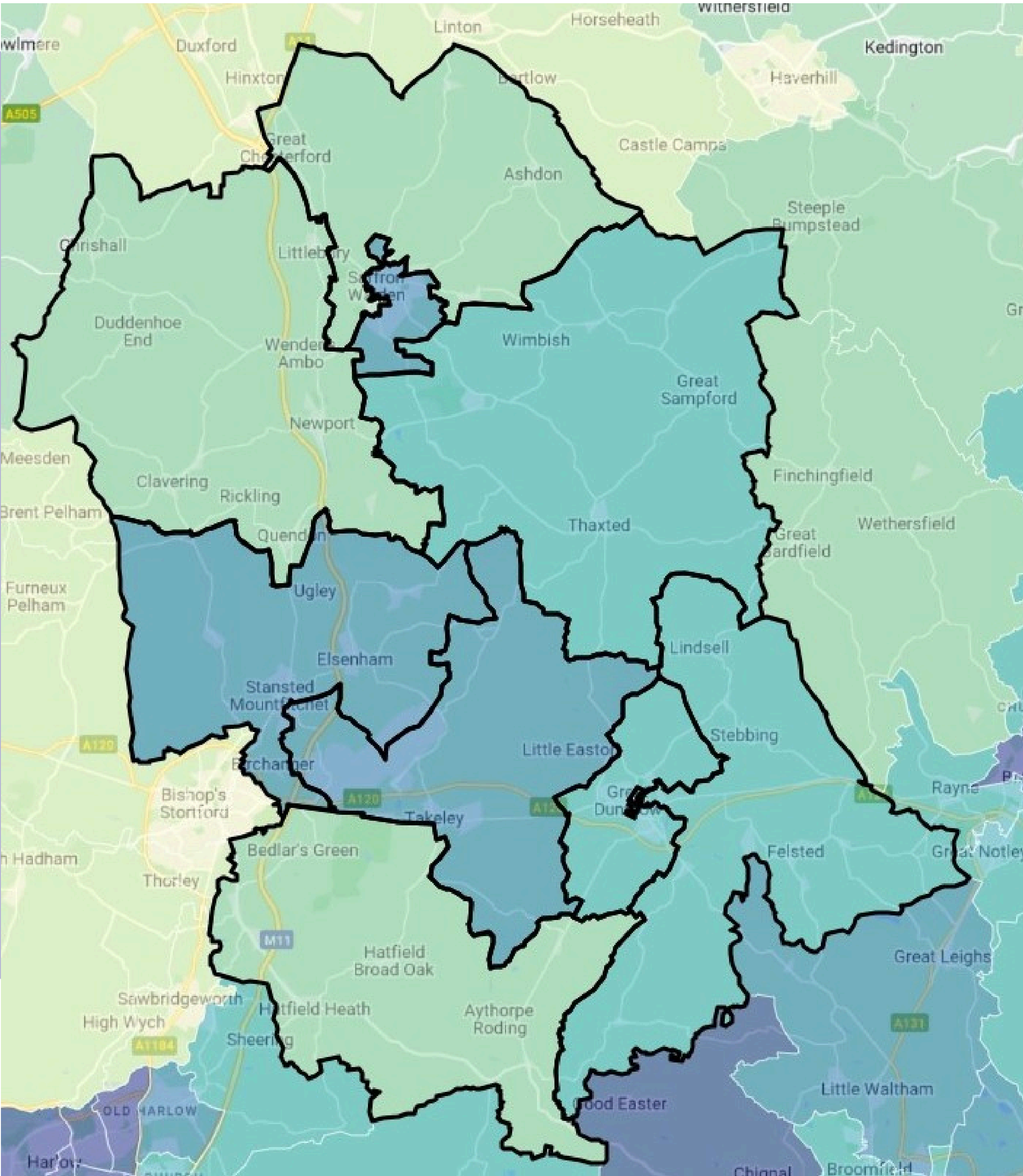
40 free school meal pupils

8 FSM and SEN pupils

12%

of the school on Free School Meals

# Uttlesford FSM Heat Map



### KEY

FSM by Unique Residential Address

	1 - 41
	43 - 111
	113 - 198
	200 - 323
	326 - 801



# Uttlesford School Stats

Unique Pupil Engagement In Schools

School	Easter Release	Summer Release	Winter Release
Dunmow St Mary's Primary School	22	18	17
Thaxted Primary School	8	8	2
Rodings Primary School	7	17	8
Takeley Primary School	6	14	4
Roseacres Primary School	6	7	5
St Mary's Church of England Voluntary Aided Primary School,Uttlesford	5	10	2
St Mary's CofE Foundation Primary School,Uttlesford	4	14	4
Great Dunmow Primary School	4	12	5
Bentfield Primary School	4	8	3
Saffron Walden County High School	4	3	1
Henham and Ugley Primary and Nursery School	2	7	1
Magna Carta Primary Academy	2	4	1
The Flitch Green Academy	2	2	2
Great Chesterford Church of England Primary Academy	2	2	1
Katherine Semar Junior School	1	7	1
Newport Primary School	1	5	1



# Uttlesford FSM School Stats

## ‘Income-Related’ Free School Meal Schools

School	FSM Number	FSM + SEN	FSM%
Helena Romanes School	163	41	12.9%
Forest Hall School	147	35	29.8%
Saffron Walden County High School	133	37	6.2%
Joyce Frankland Academy	102	16	10.1%
Dunmow St Mary's Primary School	78	14	16.7%
St Mary's Church of England (Foundation) Primary School	63	5	22.6%
Takeley Primary School	60	19	16.9%
Roseacres Primary School	48	10	22.3%
R A Butler Junior School	41	19	11.3%
Elsenham Church of England (Voluntary Controlled) Primary School	40	8	11.7%
Rodings Primary School	40	6	13.6%
Great Dunmow Primary School	38	4	9.0%
The Flitch Green Academy	37	6	13.2%
St Mary's Church of England (Voluntary Aided) Primary School	35	6	16.1%
Newport Primary School	34	11	17.4%
Katherine Semar Junior School	31	5	11.9%
Thaxted Primary School	29	5	11.2%
Henham and Ugley Primary and Nursery School	28	6	13.3%
Katherine Semar Infant School	22	4	12.1%
R A Butler Infant School	21	4	7.7%
Bentfield Primary School	20	1	9.2%
Great Chesterford CE Primary Academy	20	4	9.8%
Stebbing Primary School	18	7	9.8%

## ‘Income-Related’ Free School Meal Schools

School	FSM Number	FSM + SEN	FSM%
Hatfield Heath Primary School	17	5	8.3%
Clavering Primary School	15	6	8.4%
Birchanger Church of England (Voluntary Controlled) Primary School	14	5	12.0%
Magna Carta Primary Academy	14	2	6.8%
Great Easton Church of England (Voluntary Aided) Primary School	13	5	8.9%
Debden Church of England Primary Academy	12	5	9.1%
Felsted Primary School	12	3	5.9%
Radwinter Church of England Primary School	12	5	8.8%
Farnham Church of England Primary School	9	3	22.0%
St Mary's Church of England (Voluntary Aided) Primary School, Hatfield Broad Oak	8	1	13.8%
Wimbish Primary Academy	8	3	16.3%
St Thomas More Catholic Primary School, Saffron Walden	7	2	3.2%
Great Sampford Community Primary School	5	0	6.0%
Ashdon Primary School	4	1	6.1%
Manuden Primary School	3	1	3.3%
Chrishall Holy Trinity And St Nicholas Church of England Primary School	2	0	1.7%
Little Hallingbury Church of England (Voluntary Aided) Primary School	2	1	1.7%
Rickling Church of England (Voluntary Aided) Primary School	1	0	1.0%